



# 2024


## End of Year AIMH & Alliance Survey Report

The mission of the Alliance for the Advancement of Infant Mental Health is to build and sustain a diverse workforce, informed by infant and early childhood mental health principles, that strengthen early relationships.



Alliance for the Advancement of  
**Infant Mental Health**

# Executive Summary



Each year, leaders from Alliance member AIMHs are invited to complete an end-of-year survey designed to capture key insights about their operations, experiences, and evolving needs. This report represents responses from 30 of 38 current member AIMHs, offering a broad and meaningful snapshot of our network.


These responses provide vital information that helps us understand the collective landscape of AIMHs and shape the Alliance's future programming, partnerships, and support strategies. These responses also strengthen our shared efforts to advance the field of infant and early childhood mental health.

Together, we're building a stronger, more responsive network.

## Key Topics



AIMH  
STATISTICS  
+ STAFF



ANNUAL  
REVENUE



MEMBERS,  
BOARDS, AND  
COMMITTEES

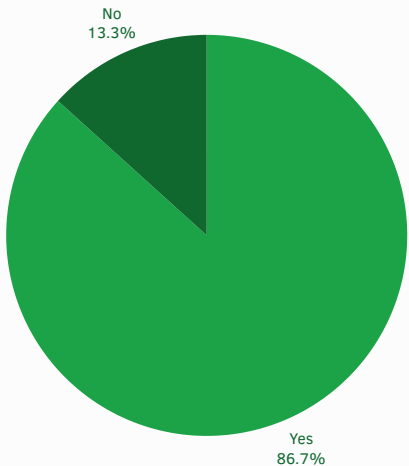


ENDORSEMENT

# AIMH Statistics

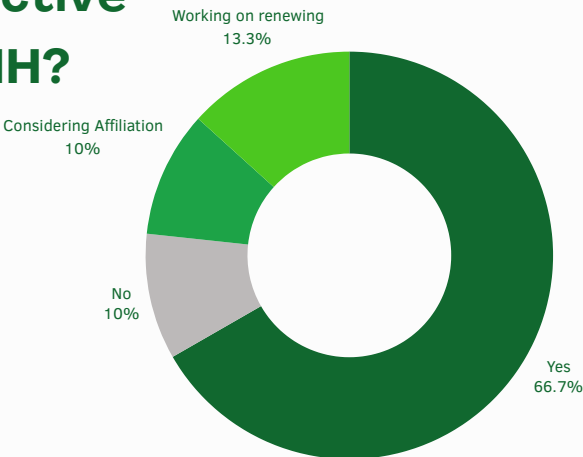
## + Staff

Is your AIMH an independent 501(c)3 organization?

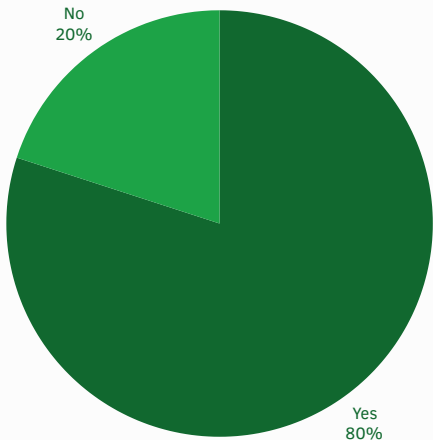


**Formal affiliation with another entity:**  
**18/30:** No affiliation with another entity  
**12/30:** Some type of affiliation with another entity (e.g., University, foundation, mental health/child serving organization)

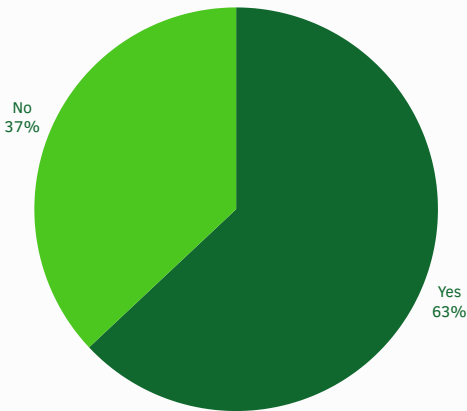
Is your AIMH an active affiliate of WAIMH?



Does your AIMH have paid staff?

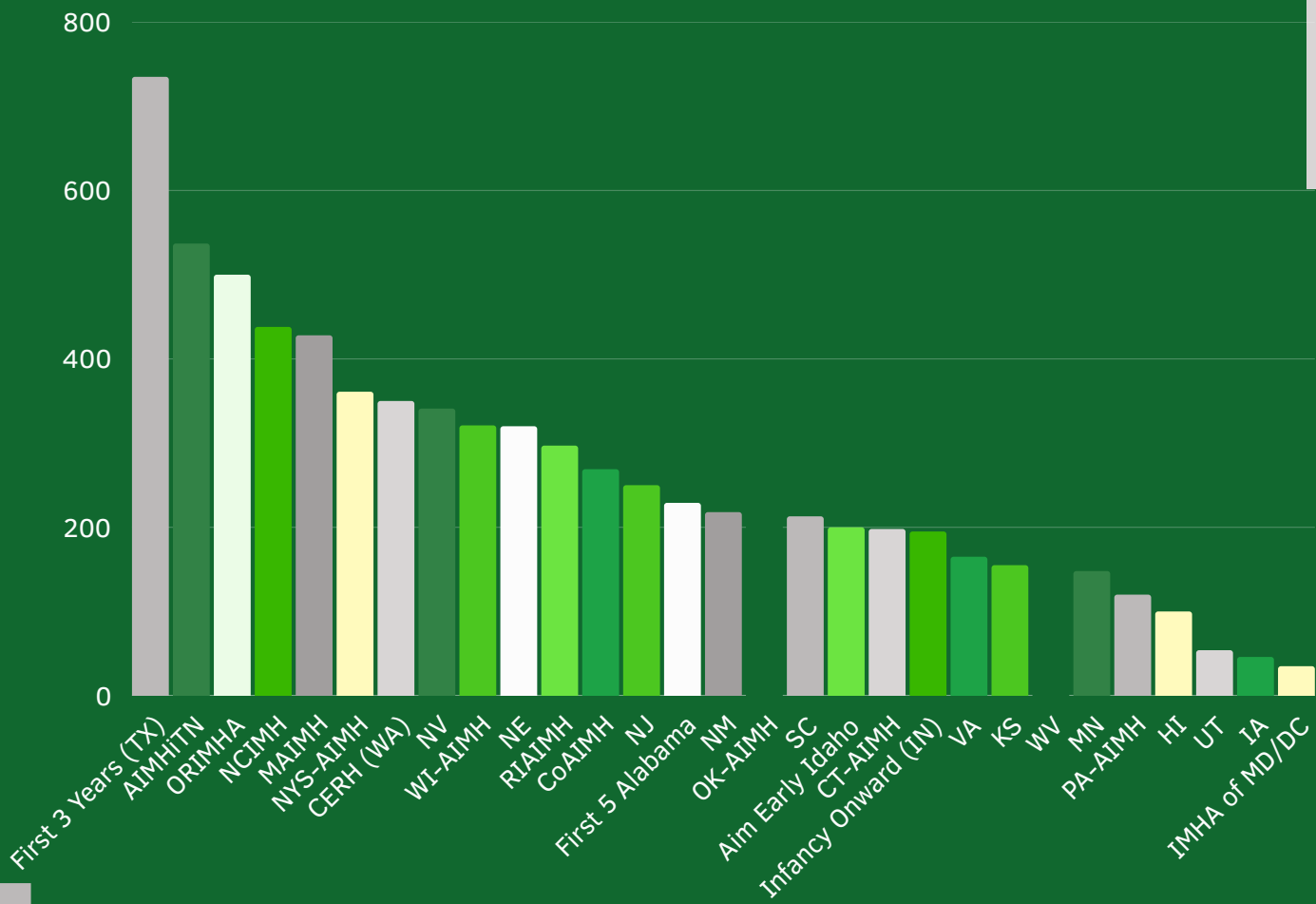



If your AIMH has paid staff, does staff provide RSC to your AIMH members as a function of their role?



**11 AIMHs reported having 3 or more paid staff members**

# Members, Board, and Committees



AIMH Members at the end of 2024

## BOARD OF DIRECTORS

100% of AIMHs have a Board

When asked about primary functioning, these were the results:

**Advisory: 56.7%**

**Fundraising: 10%**

**Governing: 50%**

**Working: 40%**

## WORKING COMMITTEES:

**Endorsement Committee: 74.1%**

**Prof. Development Committee: 66.7%**

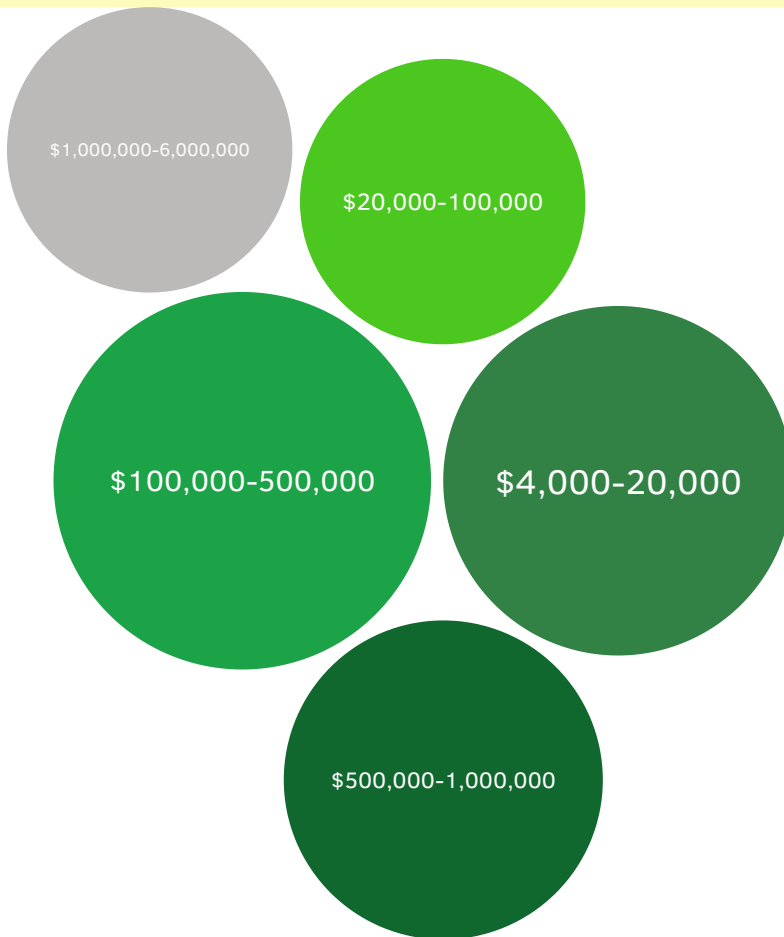
**Advocacy/Policy Committee: 40.7%**

**Membership Committee: 33.3%**

**RSC Committee: 33.3%**

# Annual Revenue

## Annual Revenue Last Fiscal Year



\$4,000-20,000: 6  
\$20,000-100,000: 4  
\$100,000-500,000: 7  
\$500,000-1 mil: 5  
\$1 mil-6mil: 4

## Sources of Revenue

Two key funding sources consistently emerged as the largest contributors:

- Private/Philanthropic contributions
- Public funds and contracts

In several AIMHs, these two sources together make up the majority of total revenue. Additionally, a small number of AIMHs reported that membership fees represent their largest single source of revenue—highlighting some variation in funding structures across the network.

**Notably, 22 of 30 AIMHs reported receiving public funds or contracts from various sources in 2024.**

# Endorsement

In your state/country, is Endorsement required?

Other (some/working toward)  
20%

Yes  
13.3%

No  
66.7%

In your state/country, is  
Endorsement recommended?

Other (some/depends)  
23.4%

Yes  
40%

In process  
23.3%

No  
13.3%

80% of respondents said “No” to the question of whether Medicaid or other insurance reimbursement is tied to Endorsement in their state/country.

50% responded “No” to the question of awareness of agencies or programs that offer financial incentives for earning Endorsement in state/country.

How does your AIMH fund Endorsement? Highest percentages:

70%: Endorsement Fees

60%: Public funding

53.3%: General operating funds gained through membership fees